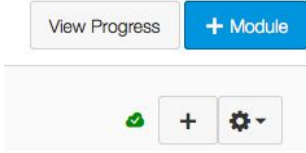
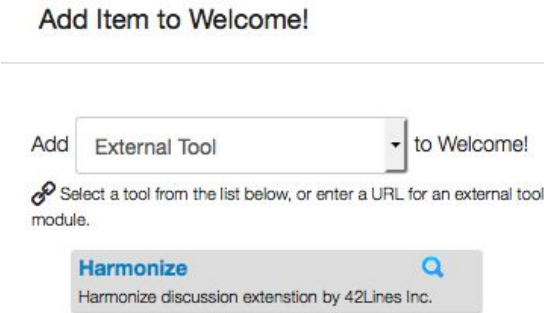
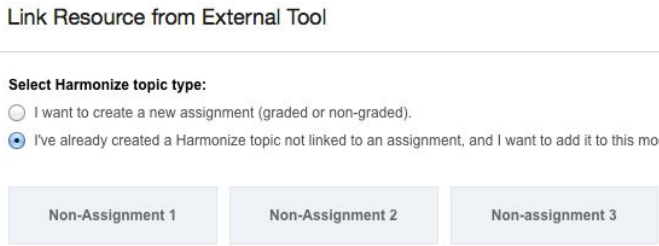
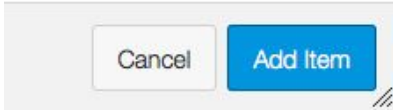


Adding Harmonize Topics to Modules

<p>Step 1: Adding a Topic to Module</p> <ul style="list-style-type: none"> Click the + to add a topic to the Module 	
<p>Step 2: Submission Type</p> <ul style="list-style-type: none"> Under Submission Type, change the drop down to External Tools. Select Harmonize 	
<p>Step 3: Link Resource form External Tool</p> <ul style="list-style-type: none"> Select the I've already created a Harmonize topic not linked to an assignment and I want to add it to this module. Select the Topic you want to add 	
<p>Step 4: Add Item</p> <ul style="list-style-type: none"> Click Add Item You will return to the Module page with your topic added to the Module 	
<p>Step 5: Publish (Use only if the topic is a Pending Topic)</p> <ul style="list-style-type: none"> If your topic is a Pending Future topic, click on the x to publish it. It will become visible to students on the Open Date of the topic 	